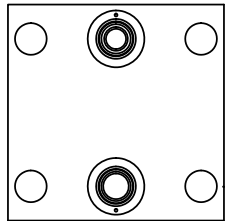



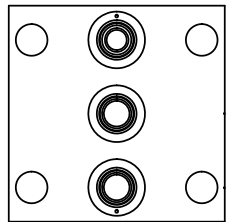
TALON
 MCV-24-2-1-X
 W-SEAL
 P=218



2-PORT, SIDE



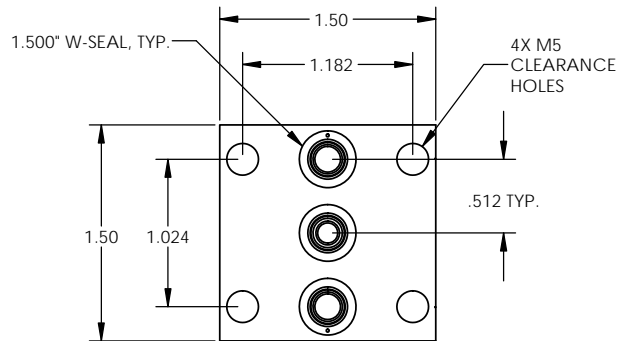
TALON
 MCV-24-2-3-X
 W-SEAL
 P=218



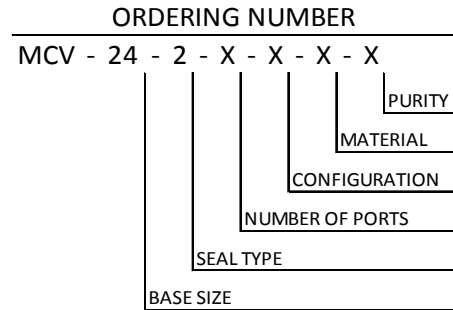
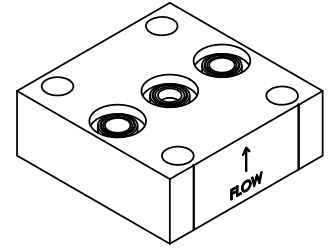
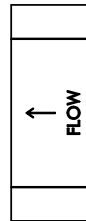
3-PORT, SIDE



TALON
 MCV-24-2-3-X
 W-SEAL
 P=218



3-PORT, CENTER



BASE SIZE	SEAL TYPE	NUMBER OF PORTS	CONFIGURATION	ORDERING NUMBER
1.500"	W-SEAL	2-PORTS	SIDE	MCV-24-2-2-1-X-X
		3-PORTS	SIDE	MCV-24-2-3-1-X-X
			CENTER	MCV-24-2-3-2-X-X

MATERIAL DESIGNATORS

- S = 316L SST SEMI F20
- A = 316L
- B = 316L SST SEMI F20 VIM/VAR
- N = NICKEL 200
- M = NICKEL 400
- H = NICKEL ALLOY C22

PURITY DESIGNATORS

- S = STANDARD FINISH
- H = HIGH PURITY
- U = ULTRA-HIGH PURITY

NOTES:
 1. DRAWINGS FOR SPECIFICATION PURPOSES AND ARE FOR REFERENCE ONLY.
 2. ALL VERSIONS OF THE DRAWING ARE SUPERSEDED BY THIS RELEASE AND SUBJECT TO CHANGE WITHOUT NOTIFICATION.

EFFECTIVE DATE: 2/6/2017	 1003 INDUSTRIAL DRIVE SAUK RAPIDS, MN 56379 VOICE: 320-251-0390 FAX: 320-251-5810
INTERPRET DRAWING PER: ASME Y14.5 - 2009	
THIRD ANGLE PROJECTION	DESCRIPTION: MODULAR CHECK VALVE 1.500" W-SEAL
PROPRIETARY AND CONFIDENTIAL THE INFORMATION CONTAINED IN THIS DRAWING IS THE SOLE PROPERTY OF TALON INNOVATIONS, INC. ANY REPRODUCTION IN PART OR AS A WHOLE WITHOUT THE WRITTEN PERMISSION OF TALON INNOVATIONS, INC. IS PROHIBITED.	SIZE: C PART NUMBER: MCV-24-2-X-X-X-X
DO NOT SCALE DRAWING	SCALE: 3:2 SHEET 1 OF 1