

BASE SIZE	SEAL TYPE	NUMBER OF PORTS	ACTUATION TYPE	ORDERING NUMBER
1.500"	C-SEAL	2-PORTS	MANUALLY OPERATED	MDV-24-1-2-01-X-X-X
		3-PORTS		MDV-24-1-3-01-X-X-X

**SEAT MATERIAL DESIGNATORS**

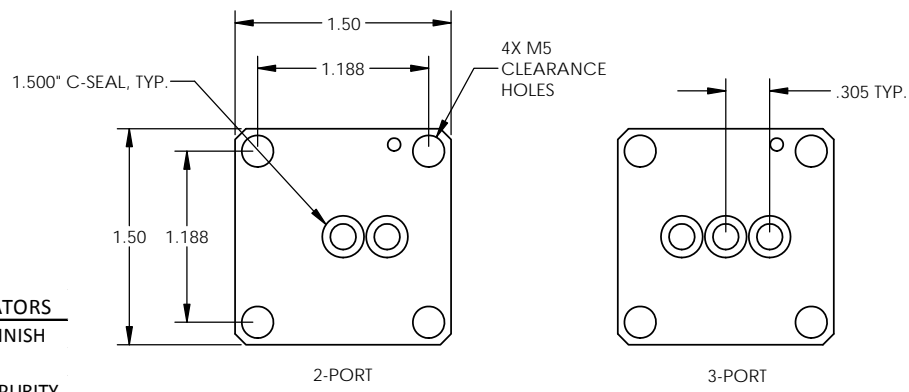
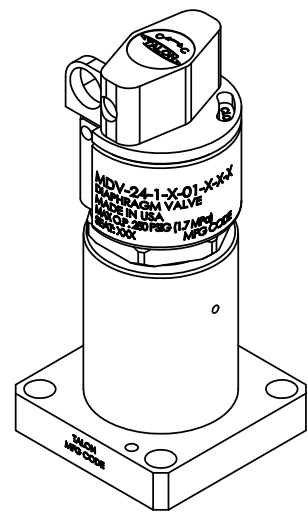
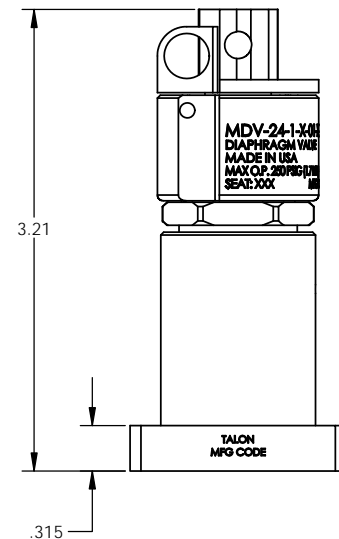
- K = PCTFE (KEL-F®)
- V = VESPEL®
- P = PEEK™
- F = PFA / ASTM D3307, TYPE II

**MATERIAL DESIGNATORS**

- S = 316L SST SEMI F20
- A = 316L
- N = NICKEL 200
- M = NICKEL 400
- H = NICKEL ALLOY C22

**PURITY DESIGNATORS**

- S = STANDARD FINISH
- H = HIGH PURITY
- U = ULTRA-HIGH PURITY



**NOTES:**  
 1. DRAWINGS FOR SPECIFICATION PURPOSES AND ARE FOR REFERENCE ONLY.  
 2. ALL VERSIONS OF THE DRAWING ARE SUPERSEDED BY THIS RELEASE AND SUBJECT TO CHANGE WITHOUT NOTIFICATION.

EFFECTIVE DATE: 10/16/2017		 INNOVATION WITH PRECISION 1003 INDUSTRIAL DRIVE SAUK RAPIDS, MN 56379 VOICE: 320-251-0390 FAX: 320-251-5810
INTERPRET DRAWING PER: ASME Y14.5 - 2009		
THIRD ANGLE PROJECTION		
PROPRIETARY AND CONFIDENTIAL THE INFORMATION CONTAINED IN THIS DRAWING IS THE SOLE PROPERTY OF TALON INNOVATIONS, INC. ANY REPRODUCTION IN PART OR AS A WHOLE WITHOUT THE WRITTEN PERMISSION OF TALON INNOVATIONS, INC. IS PROHIBITED.		DESCRIPTION: <b>MDV, 1.500" C-SEAL, MANUALLY OPERATED</b>
SIZE: <b>C</b>	PART NUMBER: <b>MDV-24-1-X-01-X-X-X</b>	
DO NOT SCALE DRAWING		SCALE: 3:2
		SHEET 1 OF 1